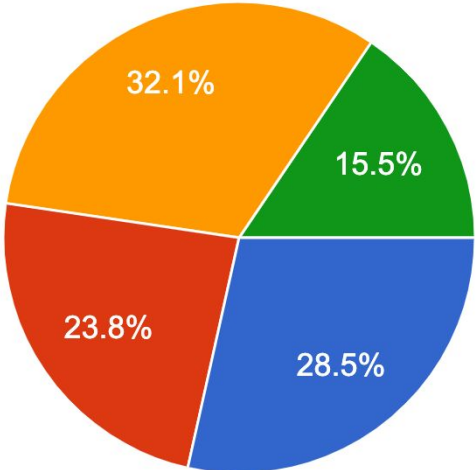


# PGHS AND PGCHS UPDATE

# Survey to Families

# Grade Level of Student

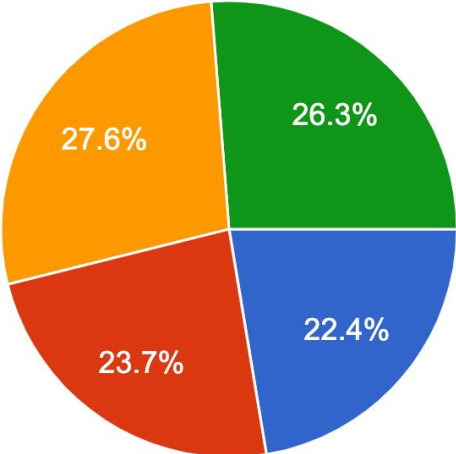
193 responses



- Freshman
- Sophomore
- Junior
- Senior

# Grade Level of Student


438 responses



- Freshman
- Sophomore
- Junior
- Senior

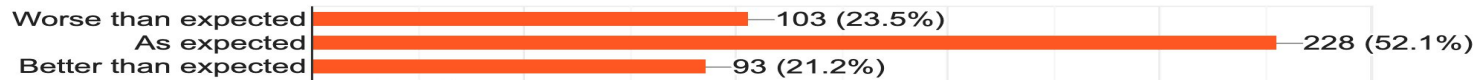
## Overall, how is Distance Learning going for your student?

193 responses



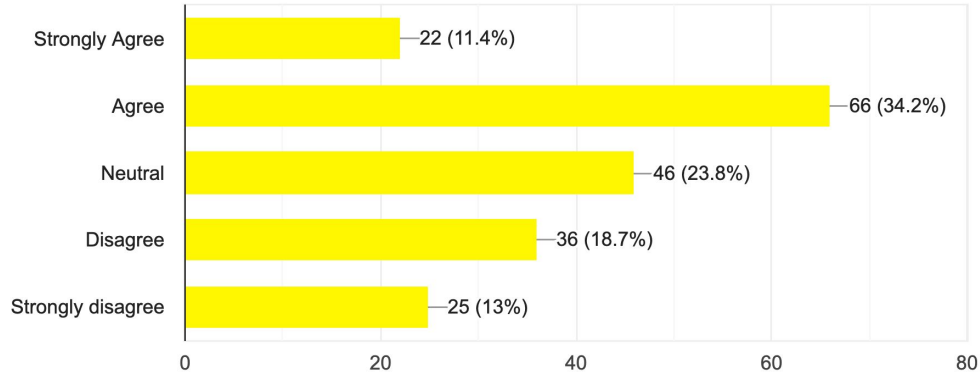
## Overall, how is Distance Learning going for you?

438 responses



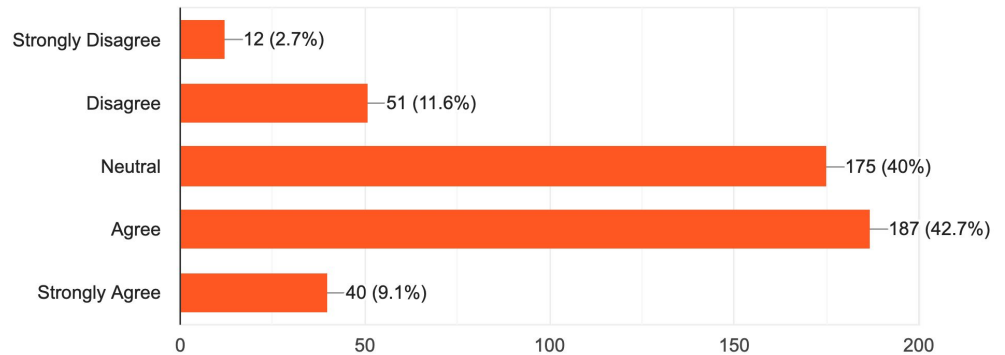
I believe that the student workload and time spent on academics is appropriate for my student.

193 responses



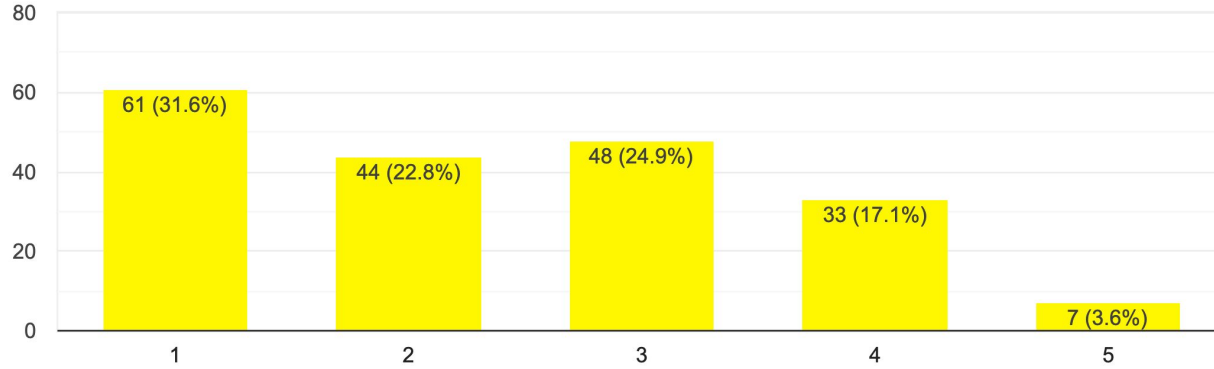
Overall, the workload is at an appropriate level in my classes.

438 responses



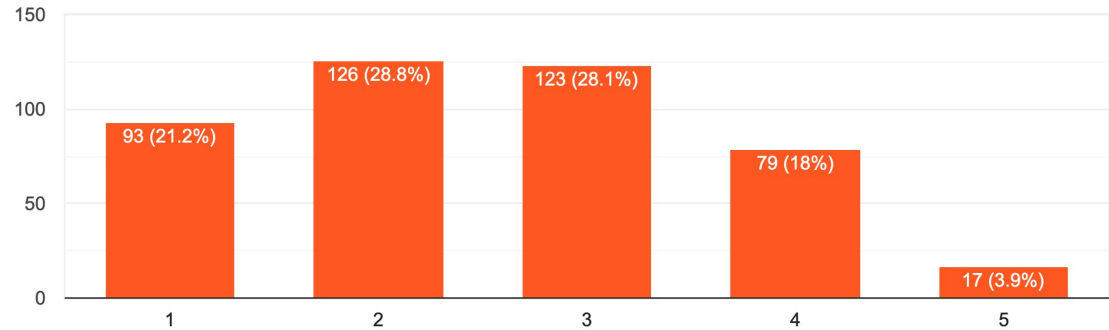
### Rate your student's current level of joy at this time during Distance Learning.

193 responses



### Rate your current level of joy at this time during Distance Learning.

438 responses



# Grades



## **Background:**

In the Fall of 2020 Mr. Isaac Rubin, PGHS Math Teacher, requested and was granted data on student grades to analyze, report on, and ultimately submit for publication, in conjunction with Mr. Harrison Schramm who holds joint accreditation from the American and Royal Statistical Societies a report that answers the question - "How has the change in pedagogy due to Distance Learning impacted grade distributions in PGUSD?"

## **INFORMATION:**

Data collected on the impact of distance learning on PGHS students' final course grades specifically in the four core academic subject areas - Math, Science, English, Social Studies. Comparisons were made using R-statistical programming of final course grades from the past four years, 2016 through 2019, to those from Semester 1 of this academic year, 2020-21.

# Overview

Q: What did you do?

A: We took a look at distribution of PGHS Grades during three epochs: In person, Hold Harmless, and Distance

Q: Why did we do it?

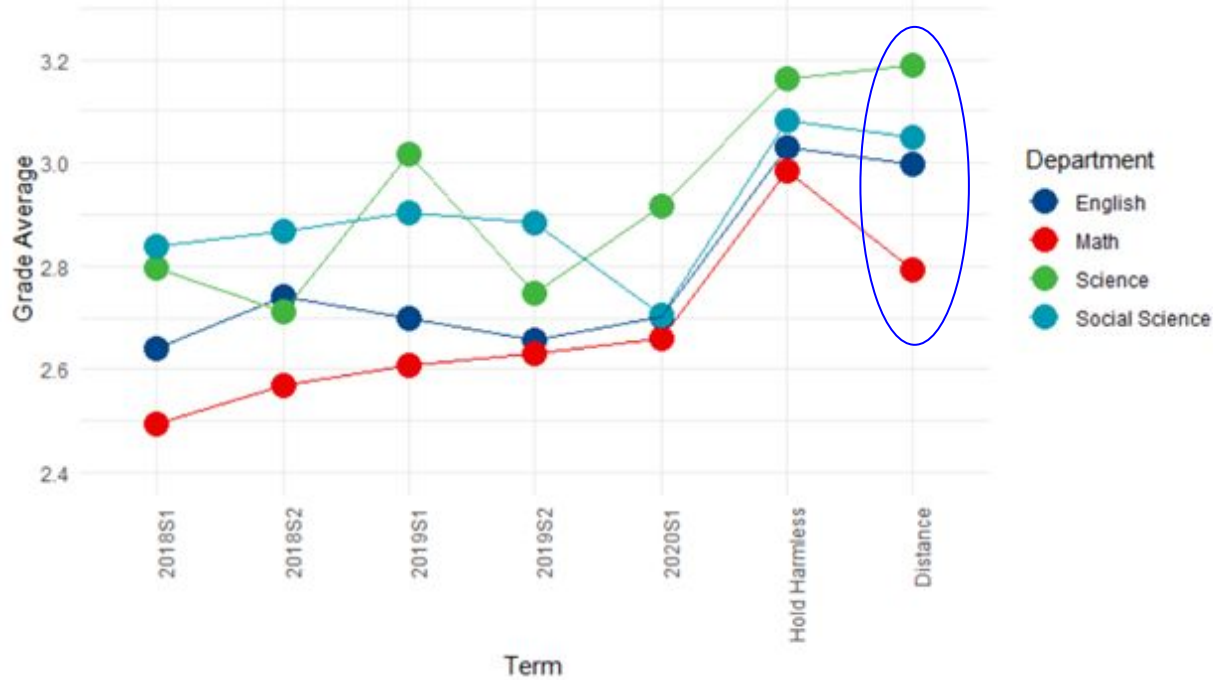
A: Because it was (to us) an obvious question for us to ask ourselves?

Q: What did you learn?

A: Overall, students grades were highest during “Hold Harmless” (this was expected) and that generally, they are higher during Distance Education in the four areas we considered than in-person

	A	B	C	D	E	F	G	H
	Gender	Grade Level	Academic Year	Course Long Name	Course Department Name	Grade Mark	Site Name	Term Name
2	M	9	2016	AVID	AVID	B-	Pacific Grove High School	S1
3	M	9	2016	Biology	Science	C	Pacific Grove High School	S1
4	M	9	2016	French 1	World Language	C+	Pacific Grove High School	S1
5	M	9	2016	Honors English 1	English	D+	Pacific Grove High School	S1
6	M	9	2016	Honors Social Studies	Social Science	C	Pacific Grove High School	S1
7	M	9	2016	Integrated Math 1	Math	C-	Pacific Grove High School	S1
8	M	9	2016	Phys. Ed. Core 9	Phys. Ed.	A-	Pacific Grove High School	S1
9	M	9	2016	Biology	Science	A	Pacific Grove High School	S1

# Overall Performance - Four Core Topics

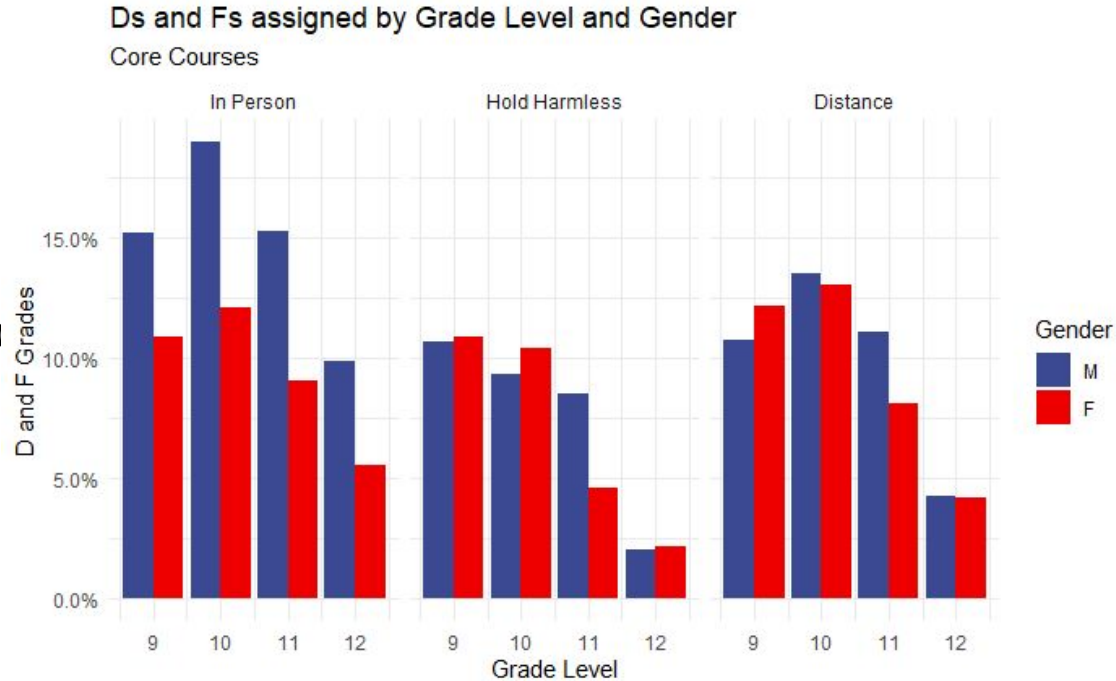


Student grades increased slightly overall in DL compared to previous in-person years.

# D and F Grades

D's and F's slightly diminished during DL compared to previous in-person years.

Number of D's and F's reported (male students were closer to those of female students during DL compared to previous in-person years.



# PGCHS GRADES AND HIGHLIGHTS

## Credits Earned

### **Rounds 1, 2, and 3 average credits earned 2019 versus 2020**

#### **2019-2020**

13 students attending ALL THREE ROUNDS

Round 1 (August 7-September 20) average 9 credits earned

Round 2 (September 23-November 8) average 9.5 credits earned

Round 3 (November 12-December 20) average 8.5 credits earned

#### **2020-2021**

17 students attending ALL THREE ROUNDS

Round 1 (August 13-September 18) average 7.5 credits earned

Round 2 (September 21-Nov 6) average 9.5 credits earned

Round 3 (Nov 9-Dec 18) average 10 credits earned

## PGCHS HIGHLIGHTS

- Teacher check in with families once every two weeks
  - In 2019 (based on 13 students enrolled rounds 1-3) the total number of absences was 158 August - December (approximately 12 per student)
  - In 2020 (based on 17 students enrolled rounds 1-3) the total number of absences was 117 August - December (approximately 8.4 per student)
- Two seniors completed their requirements in December and graduated early
- Two additional seniors are on track to complete their requirements by mid-February
- CHS has hosted online MPC admissions & a FAFSA workshop is pending
- CHS hosted representatives from the SPCA & is developing a partnership for community service with goal of fostering better community links and opportunities for students
- Seniors are completing online “Transition Projects” as part of their Vocational Education portfolios - creating detailed 2 year plans beyond CHS

# Enrollment



**October 2020-Now**

Out of State: 13

In State: 4

In County: 4

PGCHS: 4

Independent Study: 0

Private School: 0

**August 2020-September 2020**

Out of State: 1

In State: 2

In County: 1

PGCHS: 0

Independent Study: 1

Private School: 0

**Total Enrollment by Site and Grade Level**

	Gr. 09	Gr. 10	Gr. 11	Gr. 12	Total
Pacific Grove High School	131	154	141	136	562
Total per Grade Level	131	154	141	136	562

# Social Emotional Support

# Flexibility, Grace, Patience, & Perseverance

- Outreach Counselor - Michelle Cadigan
  - Provides support to at-risk and special populations
  - Supports range from teaching coping skills, strategies to overcome a variety of obstacles, regular meetings, Student Study Team meetings, crisis intervention, and collaboration with teachers and staff to support students
- Academic Counselors - Kristin Paris and Margaret Rice
  - Provides support to students during course registration, college and financial aid application process, and regular meetings to support student success
- Continued commitment to providing athletic, club, and leadership opportunities
- Quarter System, Bell Schedule, and Homeroom Mondays
- Process Based, rather than Outcome Based learning when possible
- Phase I, II, & III Reentry Plan
- We also want to acknowledge our PGHS PTA and various parent committees for their efforts in planning creative events for our students

**ATHLETICS**

# CONDITIONING PRACTICES

## **SEASON 1**

CHEER

CROSS COUNTRY

FOOTBALL

VOLLEYBALL

WATERPOLO

## **SEASON 2**

BASEBALL

BASKETBALL

GOLF

LACROSSE

SOCCER

SOFTBALL

SWIMMING

TRACK AND FIELD

WRESTLING

November-January Cohorts

Sport	Cohort 1 beginning/ending	Cohort 2 Sign Ups
Volleyball	22/21	30
Football	42/41	34
Cheer	10/10	11
Girls Water Polo	10/9	9
Boys Water Polo	21/18	10
Cross Country	14/15	9

**Most recent sign ups - 202 students across all sports**